

United for ALICE Data Tools

United for ALICE provides a suite of interactive data tools designed to help policymakers, researchers, and community stakeholders understand and address financial hardship among households living below the ALICE Threshold; those who earn above the Federal Poverty Level (FPL) but still struggle to afford basic needs.

State Data

State Data - Pennsylvania | UnitedForALICE


Provides a comprehensive overview of ALICE data by state, including Pennsylvania.

THE STATE OF ALICE IN PENNSYLVANIA

 2025 REPORT

 PRINT/SAVE THIS PAGE

 DATA SHEET

- Introducing ALICE
- Key Findings
- The Cost of Basics
- Costs Over Time
- Demographics
- ALICE in the Labor Force
- Trends in Hardship
- County Reports
- Indicators of Well-Being
- Dig Deeper with ALICE Data Tools 
- Learn More: Hear From ALICE
- Hear directly from ALICE or share your own ALICE story on the [ALICE Voices](#) page


Introducing ALICE


In 2023, according to the Federal Poverty Level (FPL), 12% of Pennsylvania households were financially insecure. Yet this measure failed to account for an additional 28% of households that were also experiencing financial hardship. These households are **ALICE: Asset Limited, Income Constrained, Employed** – with income above the FPL, but not enough to afford basic expenses in the county where they live.

Between ALICE households and those living in poverty, **an estimated 40% of households in Pennsylvania were below the ALICE Threshold in 2023.** Households below the Threshold are forced to make impossible choices – like deciding whether to pay for utilities or a car repair, whether to buy food or fill a prescription.

Households below the ALICE Threshold are in every state and county across the U.S. and represent all demographic groups. Workers below the ALICE Threshold often perform the jobs that keep our economy functioning smoothly – they are child care providers, food service workers, cashiers, personal care aides, delivery drivers, and more. Their stories capture the systemic and structural barriers to financial stability, and the struggles and resilience of families experiencing financial hardship.

In Pennsylvania, this research is brought to you by:





Sections:

Introducing ALICE

- Overview video: “I AM ALICE”
- Defines who ALICE represents and why it matters.

Key Findings

- Highlights major trends and disparities among ALICE.
- Provides a high-level overview of the other state data sections.

United Way of Southwestern Pennsylvania serves Allegheny, Armstrong, Butler, Fayette and Westmoreland counties.
www.unitedwayswpa.org

The official registration and financial information for United Way of Southwestern Pennsylvania may be obtained from the Pennsylvania Department of State by calling toll free, within Pennsylvania, 1-800-732-0999. Registration does not imply endorsement. UNITED WAY DOES NOT PROVIDE GOODS OR SERVICES AS WHOLE OR PARTIAL CONTRIBUTION FOR CONTRIBUTIONS MADE.

The Cost of Basics

- Details the calculation of the ALICE Survival Budget, including cost categories (housing, childcare, food, transportation, health care, technology, taxes) and their sources.
- Introduces the Household Stability Budget, which includes a 10% savings allowance for long-term security.

Costs Over Time

- Introduces the ALICE Essentials Index, an index like the Consumer Price Index (CPI), that tracks rising costs of basic household needs.
- The ALICE Essentials Index provides a more accurate measure of inflation for financially struggling households by focusing on the rising costs of basic necessities rather than luxury or nonessential items.

Demographics

- Breakdown of ALICE by demographics:
 - **Household Type (families with children):**
 - Married, Single-female-headed, Single-male-headed, Total
 - **Age of Householder:**
 - Under 25, 25–44, 45–64, 65+, Total
 - **Race/Ethnicity:**
 - Asian, Black, Hispanic, American Indian/Alaska Native, White, Two or More Races

ALICE in the Labor Force

- Highlights the occupations with the highest total employment in Pennsylvania, including their median hourly wage and the percentage of workers below the ALICE Threshold.
- Users can also select a county to view a detailed breakdown of labor force status at the local level.

County Reports

- This page combines key information from multiple sources into one easy-to-read county snapshot:
- **County Overview:** A single-page snapshot combining key Census and ALICE data, including trends in financial hardship, demographics (race, household type, age), survival budget, and labor status for the selected county.
- **Interactive Tools:** An interactive map lets you explore data by smaller areas within the county, with ALICE data also available by ZIP code or municipality for download as a CSV file.

Legislative District Tool

[Legislative District Tool | UnitedForALICE](#)

This interactive map helps users explore the extent of financial hardship within legislative districts.

ALICE LEGISLATIVE DISTRICT TOOL

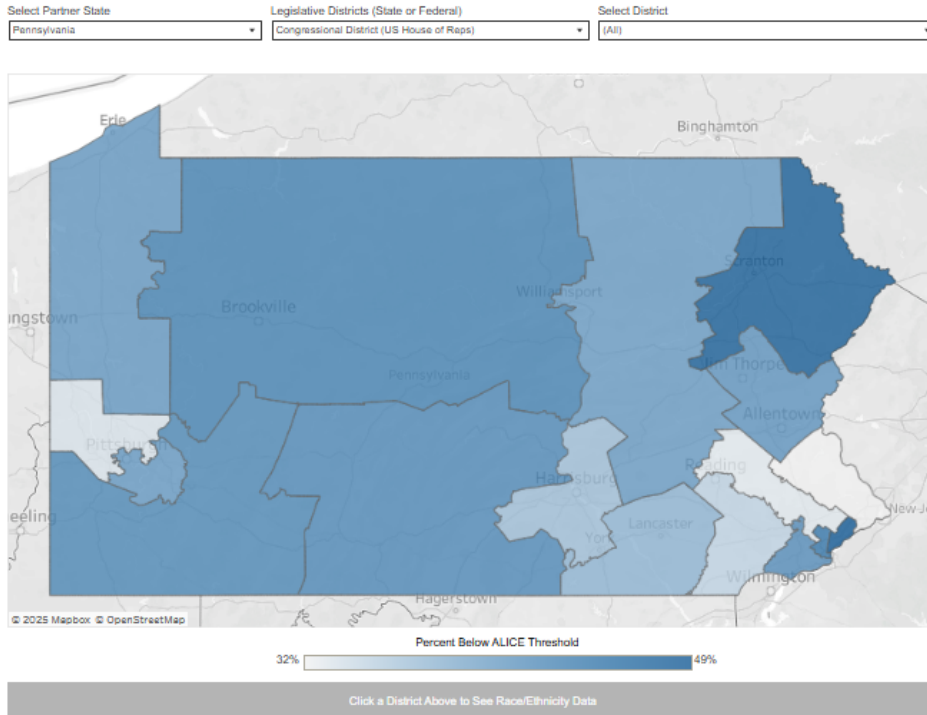
Exploring Financial Hardship by District

While the Federal Poverty Level is the basis for many public programs, looking at poverty alone excludes the 37.9 million households in the U.S. who are **ALICE** (**A**sset **L**imited, **I**ncome **C**onstrained, **E**mployed), earning above the poverty level but below the basic cost of living in their communities.

This interactive tool helps policymakers and community stakeholders better understand how many households are actually struggling in their district (based on 2023 districts from the U.S. Census Bureau).

► How to Use This Tool

Not sure where to look? [Find your district](#) by address or current location.



Features:

- View data by:
 - State Senate Districts
 - State House Districts
 - U.S. House of Representatives Districts
- Explore data for each district:
 - Total Households Above ALICE
 - Total ALICE Households (Below Survival Budget but Above Poverty Line)
 - Total Below Federal Poverty Line
 - % Below ALICE Threshold (ALICE + FPL)
 - ALICE Data by Race/Ethnicity
 - % of Households Participating in SNAP
- Users can identify their legislative district by address and click for detailed local data.

United Way of Southwestern Pennsylvania serves Allegheny, Armstrong, Butler, Fayette and Westmoreland counties.
www.unitedwayswpa.org

The official registration and financial information for United Way of Southwestern Pennsylvania may be obtained from the Pennsylvania Department of State by calling toll free, within Pennsylvania, 1-800-732-0999. Registration does not imply endorsement. UNITED WAY DOES NOT PROVIDE GOODS OR SERVICES AS WHOLE OR PARTIAL CONSIDERATION FOR CONTRIBUTIONS MADE.

Economic Viability Dashboard

[ALICE Economic Viability Dashboard | Maps and Data](#)

This dashboard explores **work, housing, and community conditions** for households below the ALICE Threshold by **state, county, or PUMA** (Public Use Microdata Areas). Users can also compare locations side-by-side.

MAPS & DATA LOCATION COMPARISON TOOL ACTION PLANNER FRAMEWORK & VARIABLES





ALICE Economic Viability Dashboard Maps and Data: National, State, and Local Levels

The ALICE Economic Viability Dashboard includes four map views — **Work, Housing, Community, and Gap Map** — and related variables for each view.

The data source is the U.S. Census Bureau's Public Use Microdata Sample (PUMS, 2023). Geographies included in this dataset are **U.S., State, and Public Use Microdata Areas (PUMAs)**.

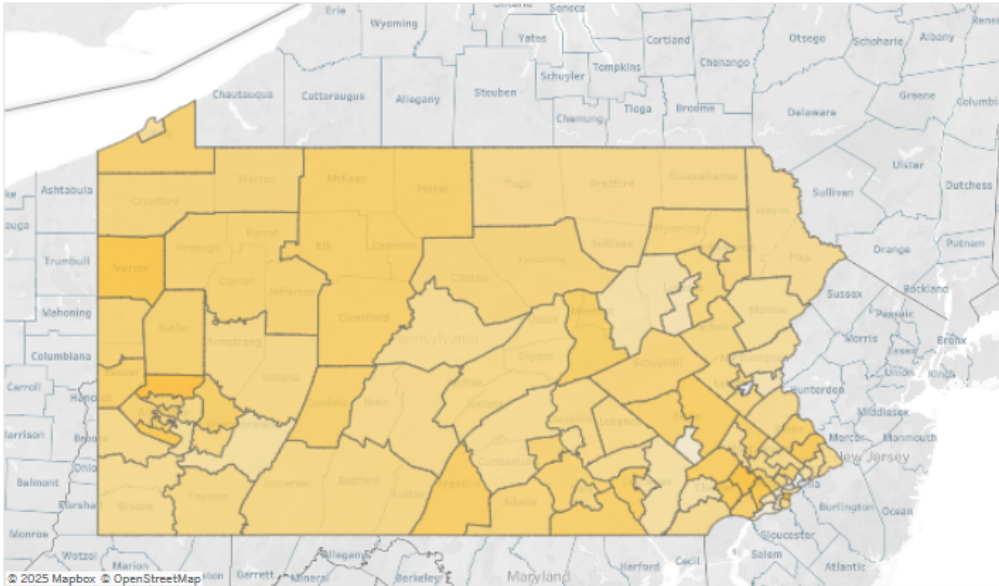
▶ **How do I use this dashboard?**

▶ **What is a PUMA?**


 WORK  HOUSING  COMMUNITY  GAPS

U.S. or State: County ** only if state is selected: PUMA ** only if state is selected:

The **Work domain** provides an in-depth look at workers below the ALICE Threshold and their jobs. The key indicator shown on the Work Map is the percentage of full-time workers who earn enough to support the Household Survival Budget for one adult and one school-age child. The darker the shading on the map, the higher the percentage. Additional ALICE work variables are included in the charts below the map.



% Workers Making Enough for Survival Budget

36%  83%

United Way of Southwestern Pennsylvania serves Allegheny, Armstrong, Butler, Fayette and Westmoreland counties.
www.unitedwayswpa.org

The official registration and financial information for United Way of Southwestern Pennsylvania may be obtained from the Pennsylvania Department of State by calling toll free, within Pennsylvania, 1-800-732-0999. Registration does not imply endorsement. UNITED WAY DOES NOT PROVIDE GOODS OR SERVICES AS WHOLE OR PARTIAL CONSIDERATION FOR CONTRIBUTIONS MADE.

Categories & Key Data

Work

- Shows % of full-time workers earning enough for the Household Survival Budget (1 adult + 1 school-age child).
- Detailed data includes:
 - Worker income by race/ethnicity
 - Common industries below the survival budget
 - Full-/part-time employment status
 - Unemployment below survival budget
 - Age, education, and commute time breakdowns

Housing

- Shows % of households below ALICE spending less than 30% of income on housing (affordable housing threshold).
- Detailed data includes:
 - Renters and homeowners below ALICE by race/ethnicity
 - Rent and homeowner burden levels (<30%, 30–50%, >50% of income)
 - Renters paying more than median owner costs

Community

- Displays a **composite community score** based on multiple variables (education, health, technology, transportation, food access).
- Detailed data include:
 - Health insurance coverage (ages 16–64)
 - Preschool enrollment
 - Internet access
 - Commute time
 - Grocery stores per 100K households (county-level)

Gaps

- Compares **Work, Housing, and Community Index Scores** (national median = 50).
- Locations can be filtered as Below Average (<45), Average (45–55), or Above Average (>55).

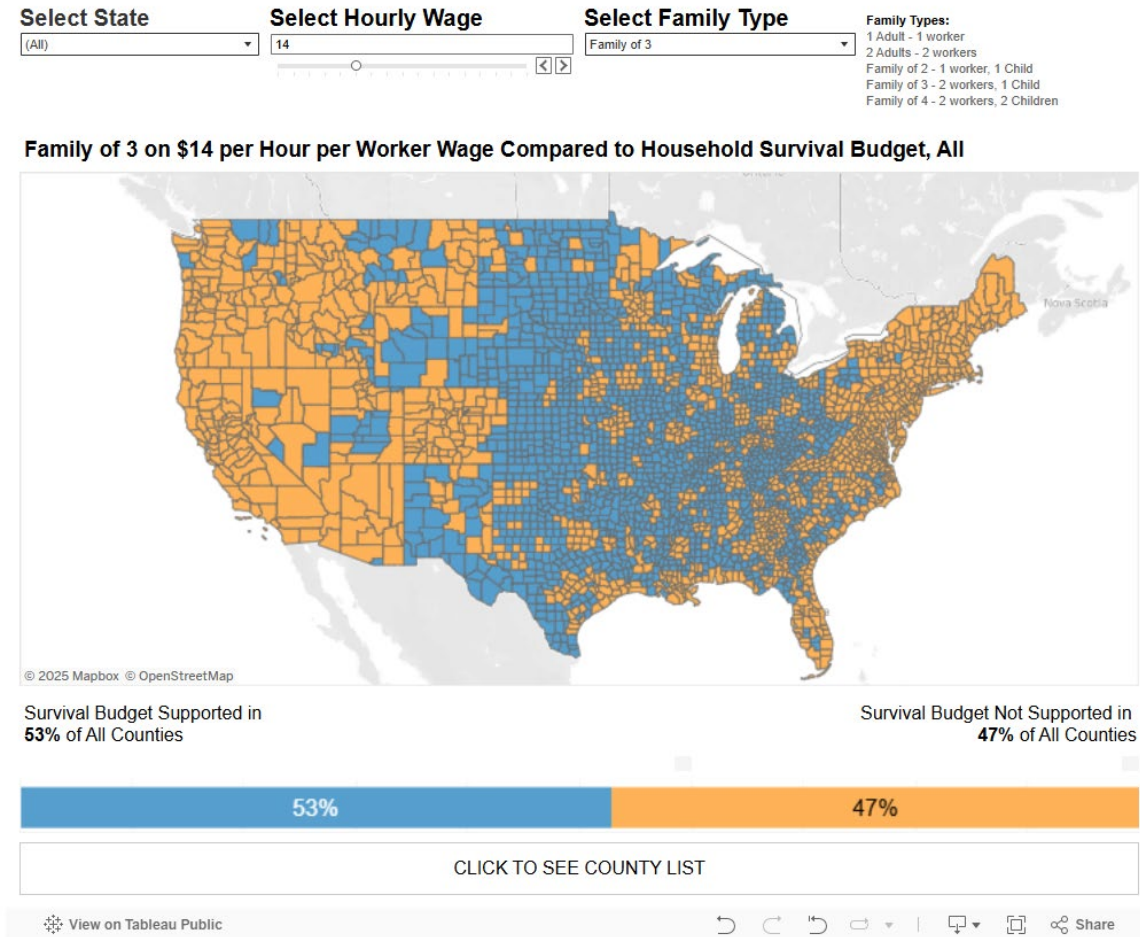
Location Comparison & Action Planner

- **Compare Tool:** View two locations side-by-side for Work, Housing, and Community conditions.
 - **Action Planner:** Identify key needs and set goals for supporting ALICE households.
-

Wage Tool

Wage Tool | UnitedForALICE

Displays which **counties** in the U.S. a given hourly wage can support a specific **Household Survival Budget**.



Features:

- Adjustable by **hourly wage** and **household type**.
- Example:
 - \$9/hr (two full-time adults, one child) supports no U.S. counties.
 - \$14/hr supports 53% of U.S. counties for a family of 3.
- Includes “Click to see county list” by state.

United Way of Southwestern Pennsylvania serves Allegheny, Armstrong, Butler, Fayette and Westmoreland counties.
www.unitedwayswpa.org

The official registration and financial information for United Way of Southwestern Pennsylvania may be obtained from the Pennsylvania Department of State by calling toll free, within Pennsylvania, 1-800-732-0999. Registration does not imply endorsement. UNITED WAY DOES NOT PROVIDE GOODS OR SERVICES AS WHOLE OR PARTIAL CONSIDERATION FOR CONTRIBUTIONS MADE.

ALICE Income Status Tool

[ALICE Budget and Income Status | UnitedForALICE](#)

ALICE Income Status Tool

STATE
Pennsylvania

COUNTY
Fayette

INCOME
Annual Income
\$45,000 **Submit**

ADULTS (AGE 18-64) (Max 6 over age 18)
1

ADULTS (AGE 65+)
0

INFANTS (AGE 0-2) (Max 6 under age 18)
0

PRESCHOOLERS (AGE 3-4)
1

SCHOOL-AGE CHILDREN (AGE 5-17)
0

ALICE Budget and Income Status, Fayette County, Pennsylvania	
Categories	Monthly Costs and Credits
Housing	\$994
Child Care	\$838
Food	\$688
Transportation	\$520
Health Care	\$393
Technology	\$86
Miscellaneous	\$352
Taxes	\$428
Monthly Total	\$4,299
ANNUAL TOTAL	\$51,588
Hourly Wage	\$25.79

Based on your selections, this household is **an ALICE Household**.

Allows users to calculate whether a household is **FPL, ALICE, or Above ALICE** based on:

- Selected state/county
- Household composition
- Monthly or annual income

All Maps

[All Maps | UnitedForALICE](#)

A useful tool for visualizing any of the ALICE from the other sections.

- Select your state or county to generate a map showing the percentage of households below the ALICE Threshold based on the chosen data layer.
 - For example: Selecting “Over 65” will display the percentage of households headed by someone age 65+ that fall below the ALICE Threshold.
- Click on a county to view a detailed breakdown of the data.

United Way of Southwestern Pennsylvania serves Allegheny, Armstrong, Butler, Fayette and Westmoreland counties.
www.unitedwayswpa.org

The official registration and financial information for United Way of Southwestern Pennsylvania may be obtained from the Pennsylvania Department of State by calling toll free, within Pennsylvania, 1-800-732-0999. Registration does not imply endorsement. UNITED WAY DOES NOT PROVIDE GOODS OR SERVICES AS WHOLE OR PARTIAL CONSIDERATION FOR CONTRIBUTIONS MADE.

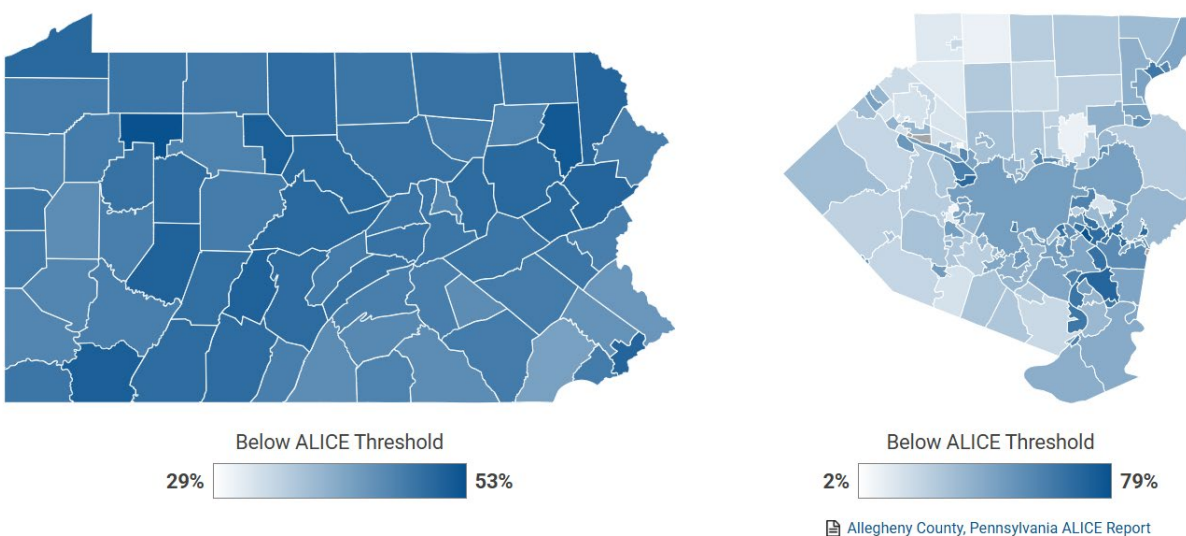
UWP ALICE – County Snapshots

[About ALICE | United Way of Pennsylvania](#)

The **UWP ALICE County Snapshots** provide a concise, visual overview of **ALICE data by county** across Pennsylvania. These resources are designed to help local leaders, advocates, and residents better understand financial hardship in their own communities.

The Statistics by County and Township/Borough

Click on an area of the map to see where ALICE lives, and what it costs to provide household essentials for families in a community.



Features:

- **Interactive Pennsylvania Map:**
Scroll down to view a state map and select any county for a detailed ALICE overview.
- **Municipality-Level Data:**
Within each county, explore an ALICE map by municipality, offering a localized look at economic conditions similar to the “County Reports” tool.
- **Downloadable County Snapshot PDFs:**
Each county includes a downloadable snapshot report summarizing:
 - The percentage of households below the ALICE Threshold (ALICE + Federal Poverty Level)
 - Demographic insights and key financial indicators
 - A clear, easy-to-read overview of economic hardship within that county

You can find more information on ALICE by going to the United for ALICE website:

[Home | UnitedForALICE](#)

For any additional questions, please contact Jacob Grande at jacob.grande@unitedwayswpa.org

United Way of Southwestern Pennsylvania serves Allegheny, Armstrong, Butler, Fayette and Westmoreland counties.
www.unitedwayswpa.org

The official registration and financial information for United Way of Southwestern Pennsylvania may be obtained from the Pennsylvania Department of State by calling toll free, within Pennsylvania, 1-800-732-0999. Registration does not imply endorsement. UNITED WAY DOES NOT PROVIDE GOODS OR SERVICES AS WHOLE OR PARTIAL CONSIDERATION FOR CONTRIBUTIONS MADE.